



NRW.BANK – A Profile

Christian Hardt



NRW.BANK
Wir fördern Ideen

NRW.BANK – A Profile

Executive Summary

1 North Rhine-Westphalia – Our Guarantor

2 NRW.BANK – An Introduction

3 Our Added Value

Appendix

Contact

Disclaimer

Executive Summary

- NRW.BANK debt instruments are **explicitly guaranteed** by North Rhine-Westphalia
 - Rating (Aa1/AA/AAA)
 - a zero risk weighting
 - LCR status: HQLA/Level 1
- **Maintenance obligation** by North Rhine-Westphalia
 - guarantees NRW.BANK
 - Bail-in exempt
 - Dissolution §17 (2) “Insolvency proceedings with respect to the Bank’s assets are inadmissible.”
- NRW.BANK is the second-largest development institution in Germany
- Funding volume 2025: EUR 11 – 13 billion
- NRW.BANK, as a state owned development bank
 - has a clear public mission mandate
 - does not focus on maximising profits
 - does not pay a dividend
 - has exceptionally low NPLs



- NRW.BANK key figures:
 - CET 1: 42.5%
 - LCR: 520%
 - Leverage ratio: 18.9%
 - Net Stable Funding Ratio: 118%



1 North Rhine-Westphalia – Our Guarantor

Long-Term Rating

Fitch	AAA	(stable)
S&P	AA	(negative)
Moody's	Aa1	(stable)

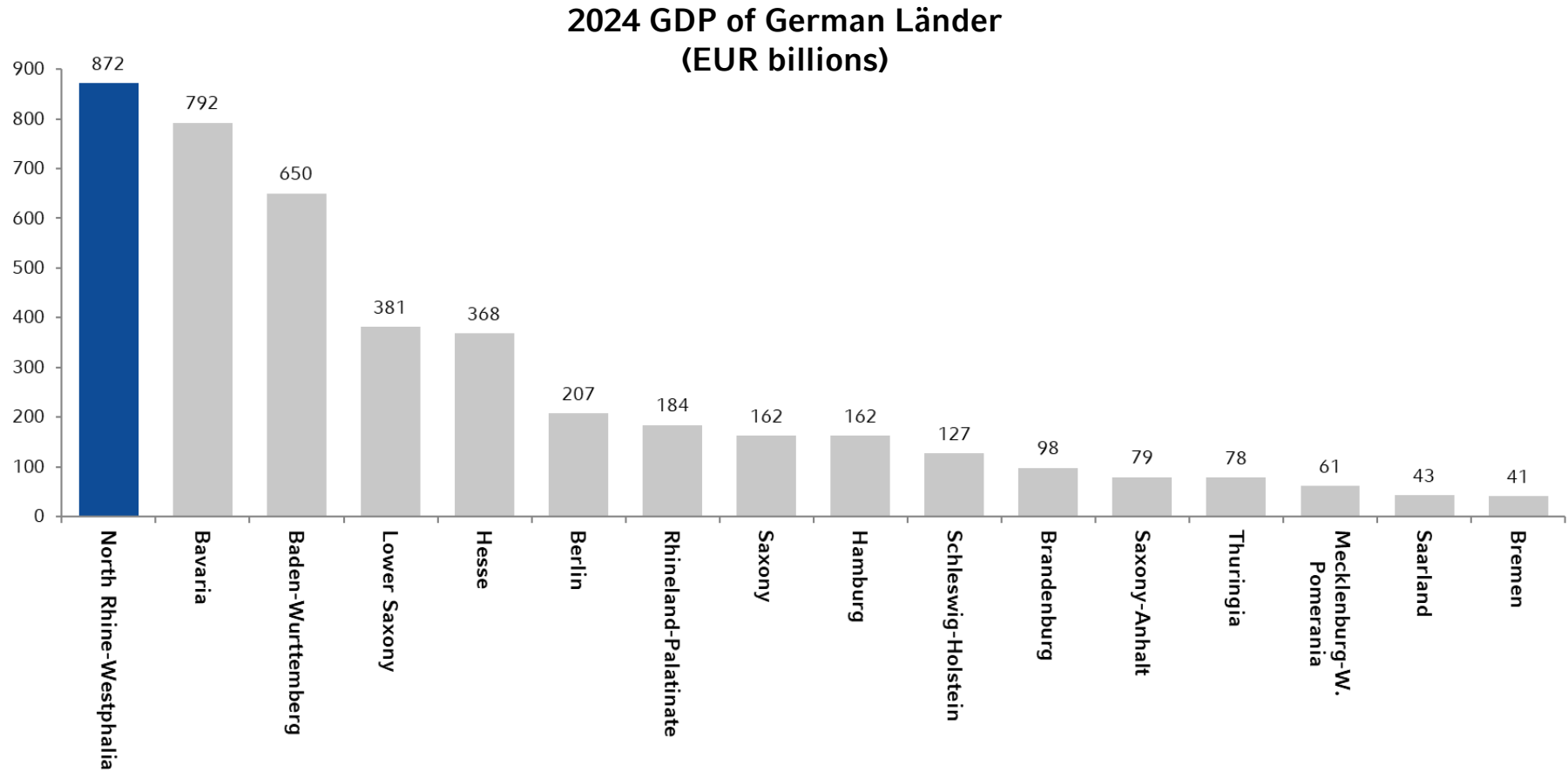
1 NRW – German Economic Centre

- Population: 18.3 million inhabitants; 150 million within a radius of 500 km
- Economic base is well diversified, in addition:
 - back bone is the Mittelstand (SMEs)
 - 9 companies listed on the DAX40 represent 17.3% market cap
 - 27 of the 100 largest German companies
- Nominal GDP in 2024:
 - EUR 871.9 billion or 20.3% of German GDP
 - EUR 47,916 per capita
 - 5.1% of EU GDP



Source: NRW Ministry of Finance, Statistische Ämter des Bundes und der Länder

1 NRW – Largest GDP in Germany



Source: Statistische Ämter des Bundes und der Länder



2 NRW.BANK – An Introduction

Long-Term Rating

Short-Term Rating

Sustainability

Fitch
AAA s
F1+

ISS ESG

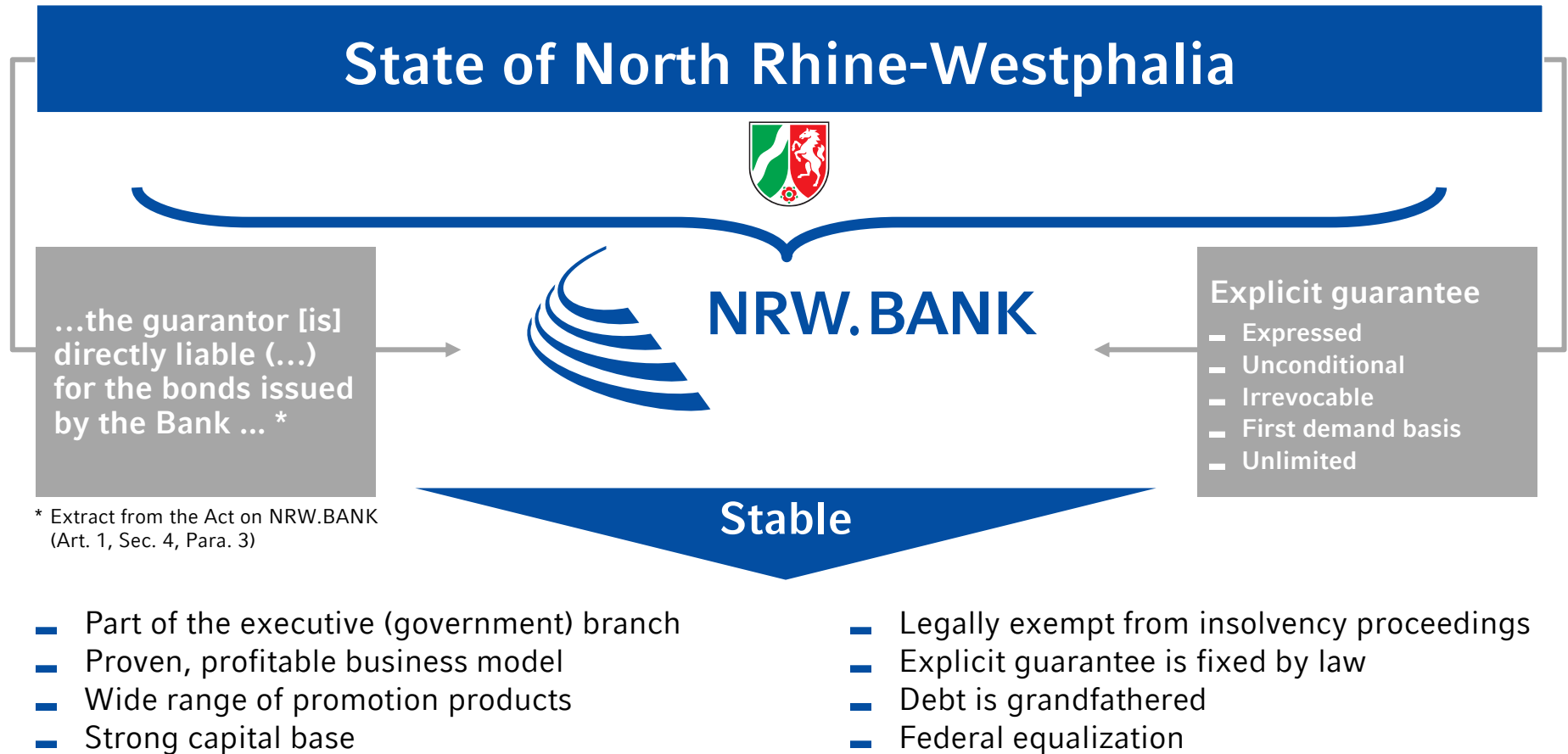
S&P
AA n
A-1+

MSCI ESG

Moody's
Aa1 s
P-1

Sustainalytics


2 Ownership & Explicit Guarantee Structure



* Extract from the Act on NRW.BANK
(Art. 1, Sec. 4, Para. 3)

2 Refinancing Guarantee for NRW.BANK




Finanzministerium des Landes Nordrhein-Westfalen

Finanzministerium NRW - 40190 Düsseldorf
NRW.BANK
Vorstand
Heerdt Lohweg 35
D-40549 Düsseldorf

40190 Düsseldorf
Telefon
(02 11) 49 72-0
Durchwahl
(02 11) 49 72-2583
Telefax
(02 11) 49 72-2652
E-Mail
gerhard.heilgenberg@fm.nrw.de
Datum
01.03.2005

Kontanzsichen bei Antwort bitte angeben
J 1002 - 265 - IV 3

Refinancing Guarantee for NRW.BANK

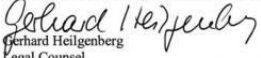
Dear Sirs,


The Ministry of Finance of the State of North Rhine-Westphalia, acting through its legal department, confirms the effect of the statutory refinancing guarantee for NRW.BANK as set out below.


Article 1, Section 4 paragraph 3, sentence 3 of the "Act on the Reorganisation of Landesbank Nordrhein-Westfalen into the Development Bank of the State of North Rhine-Westphalia" dated 16 March 2004 NRW.BANK (formerly: Landesbank Nordrhein-Westfalen) provides for an explicit refinancing guarantee for certain debts of NRW.BANK. Guarantors are the State of North Rhine-Westphalia, the Local Association of Westphalia-Lippe and the Local Association of the Rhineland (the "Guarantors"). The Guarantors are jointly and severally liable for loans raised by, bonds issued by and money borrowed by NRW.BANK as well as all fixed financial forward contracts and options entered into with NRW.BANK (hereinafter "Transactions"). The refinancing guarantee is explicit, unconditional, irrevocable and for an unlimited period.

Accordingly, each cash flow, including principal and interest rate payable from a NRW.BANK bond benefits from the guarantee until its final maturity. The guarantee is payable upon first demand. Thus, a timeliness of payment is warranted.

This statutory refinancing guarantee can be revoked, restricted or amended by Act of Parliament of the State of North Rhine-Westphalia only. Any revocation, restriction or amendment would, however, only apply to future Transactions, entered into with NRW.BANK after the enactment of the law. Accordingly, each Transaction entered into with NRW.BANK before the enactment of the law is covered by the state guarantee until its final maturity.

On behalf of the Ministry of Finance of the State of North Rhine-Westphalia

Gerhard Heilgenberg
Legal Counsel


Kanzlei
Angestellte

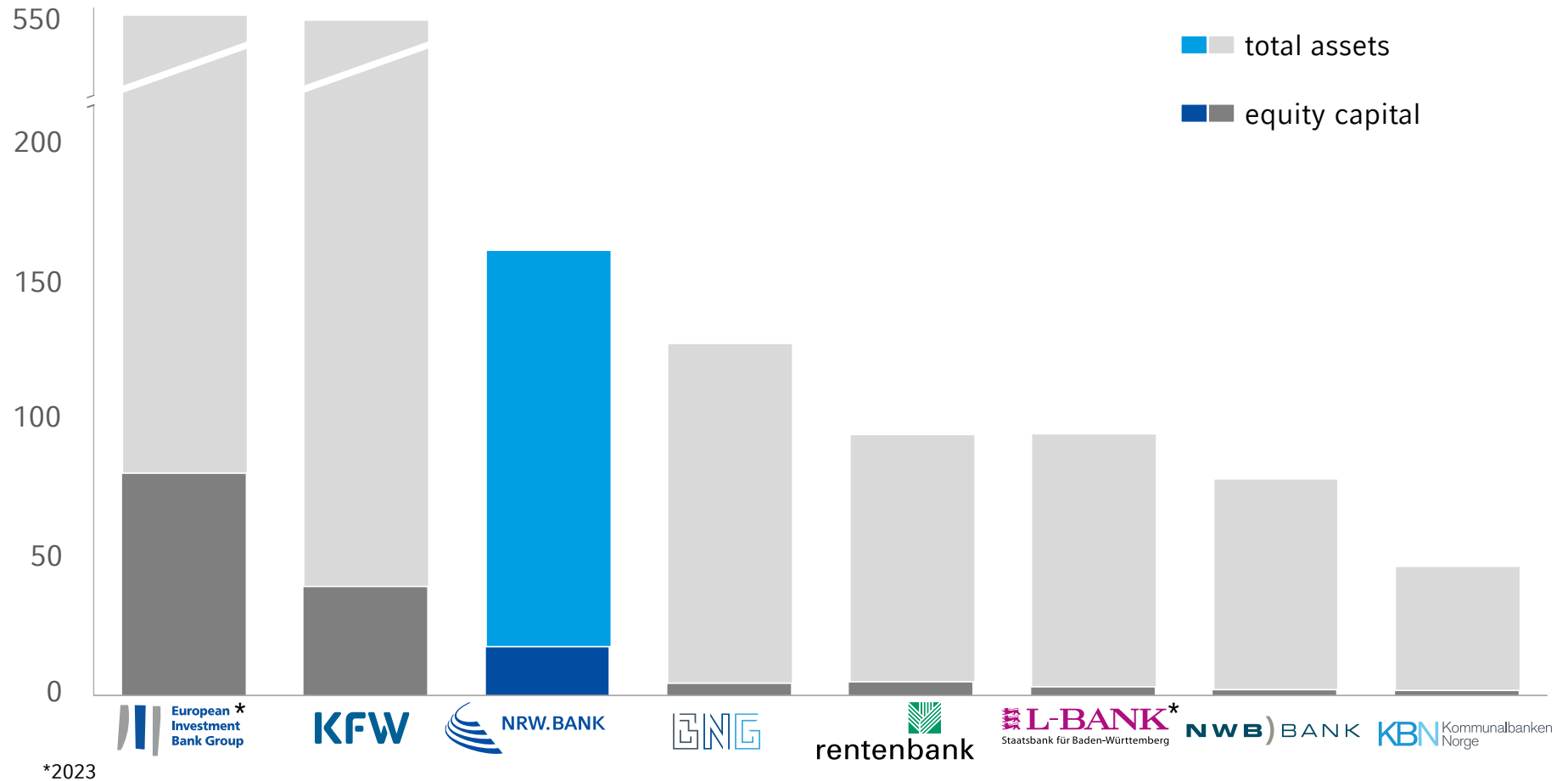

Beglaubigt

Dienstgebäude und Lieferanschrift: Zigarhofstraße 6, 40479 Düsseldorf · <http://www.fm.nrw.de>
Öffentliche Verkehrsmittel: Rheinbahn Linien U 74 · U 75 · U 76 · U 77 · U 78 · U 79 bis Haltestelle Heinrich-Heine-Allee

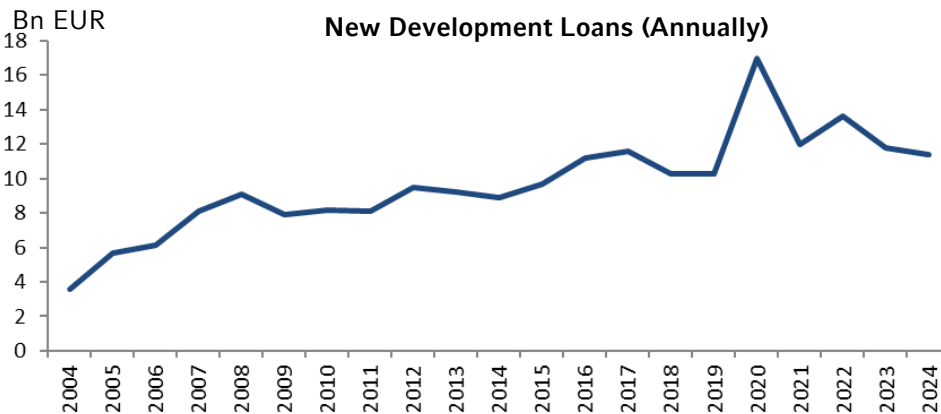
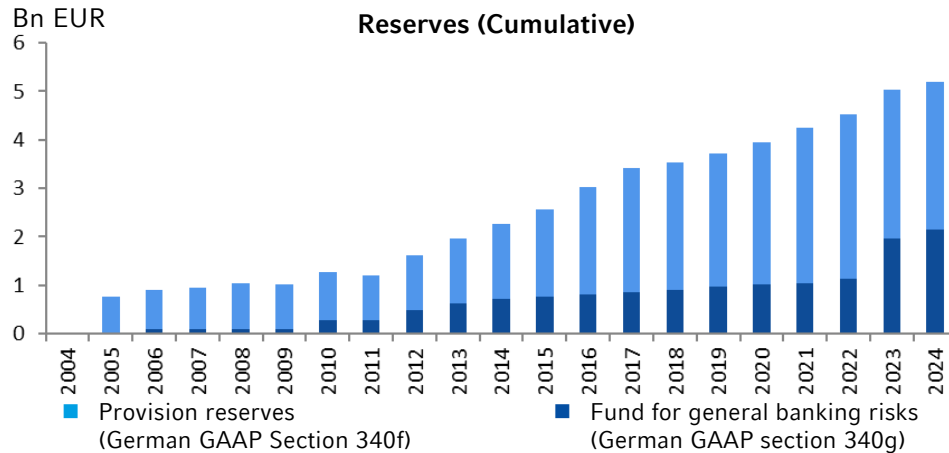
The guarantee is payable upon first demand. Thus, a timeliness of payment is warranted.

2 NRW.BANK No. 3 in Europe

Total Assets in EUR billions (as of December, 2024)

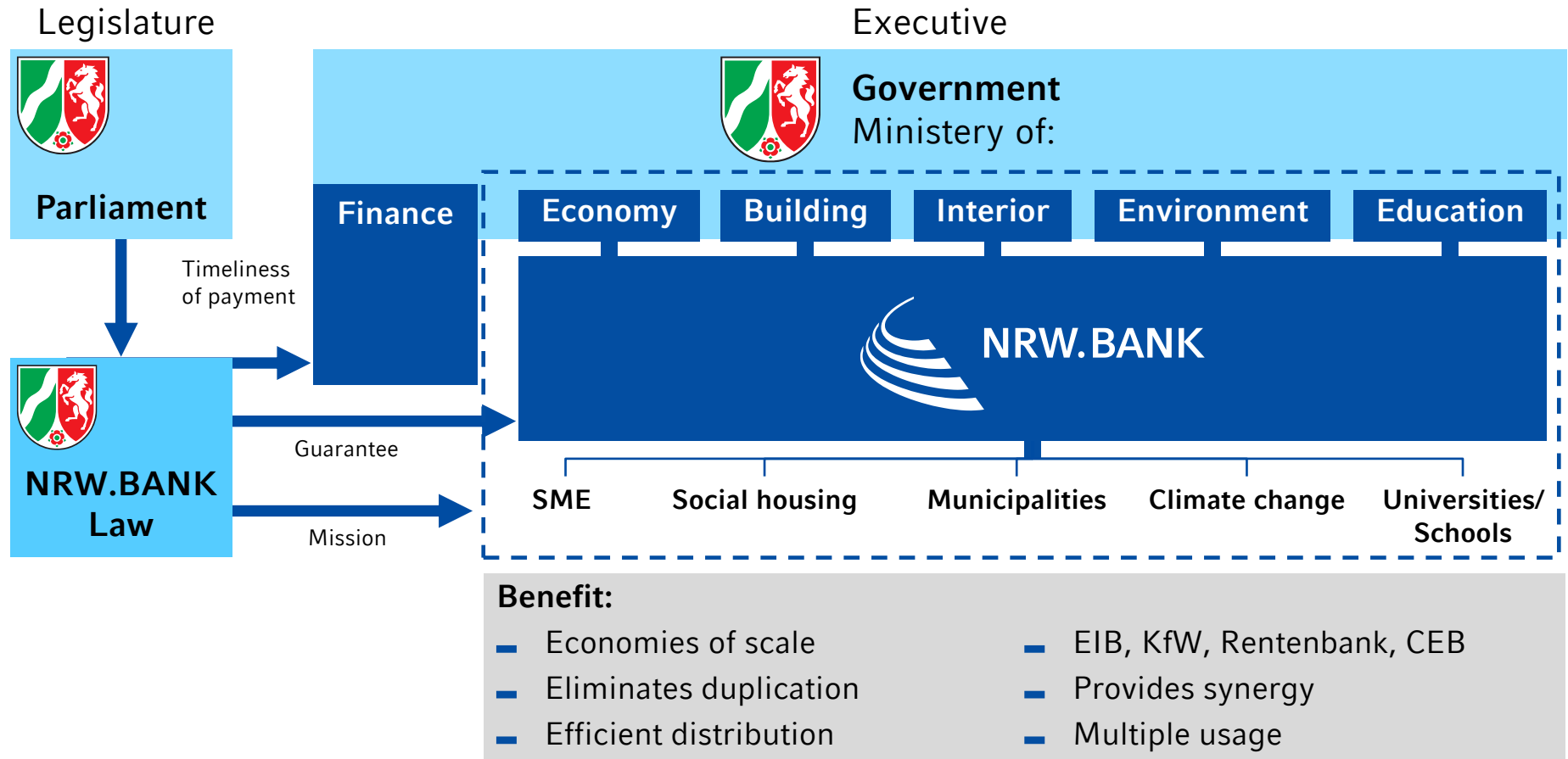


2 NRW.BANK Increase Reserves and Development Lending

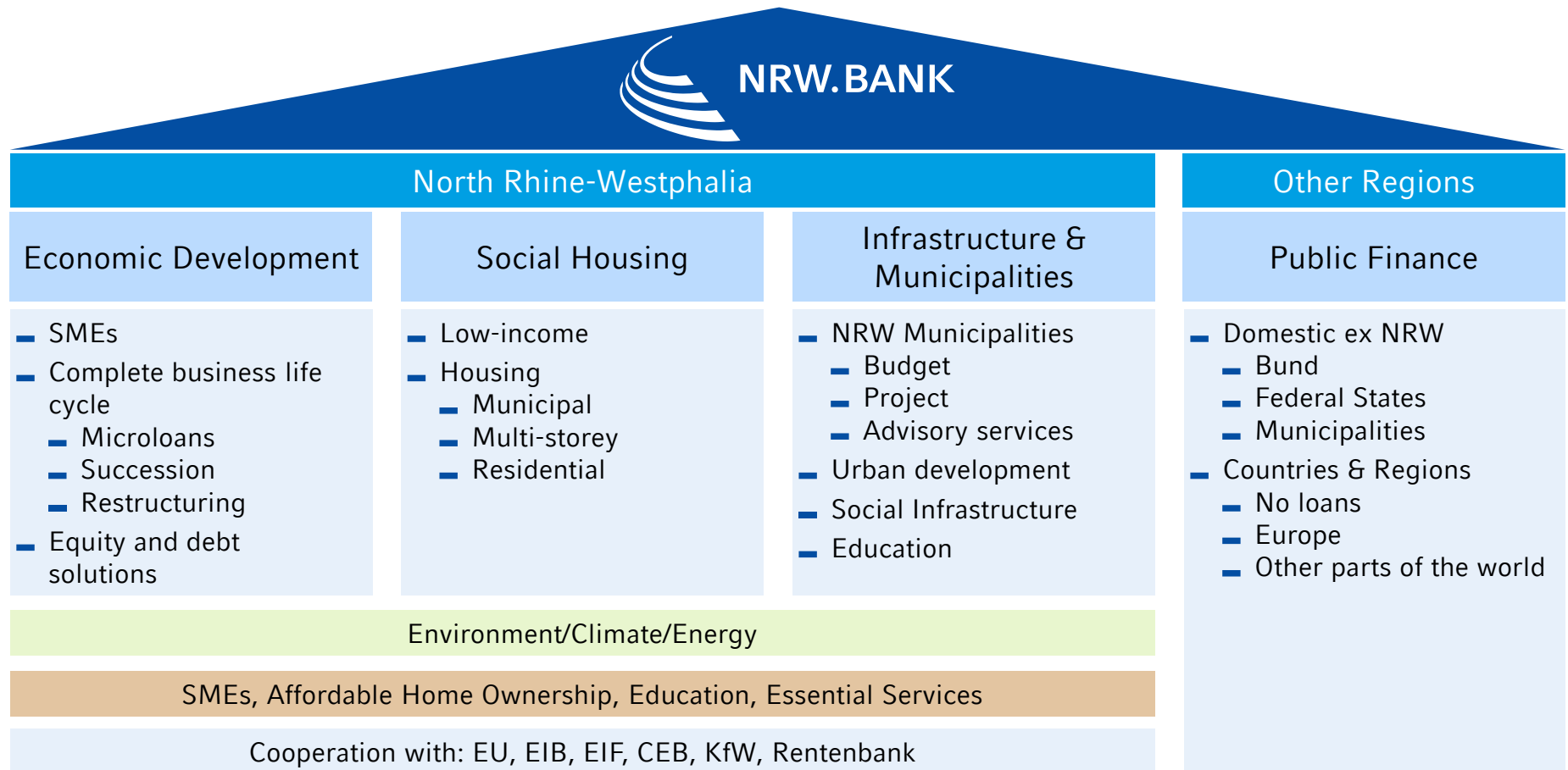


- Revenues used for
 - banking operations
 - subsidizing loans
 - strengthening of reserves
- Strict cost control
- Modern agency
 - self-sustainable
 - no allowance from NRW budget
 - no dividend pay-out policy
- NRW.BANK remained strong throughout the
 - financial crisis (2007-2009)
 - sovereign debt crisis (2010-2016)
 - low interest rate period (2012-2022)
 - Coronavirus pandemic (2020-2022)
 - Ukraine (2022 – today)
 - energy (prices) crisis (2022 – today)

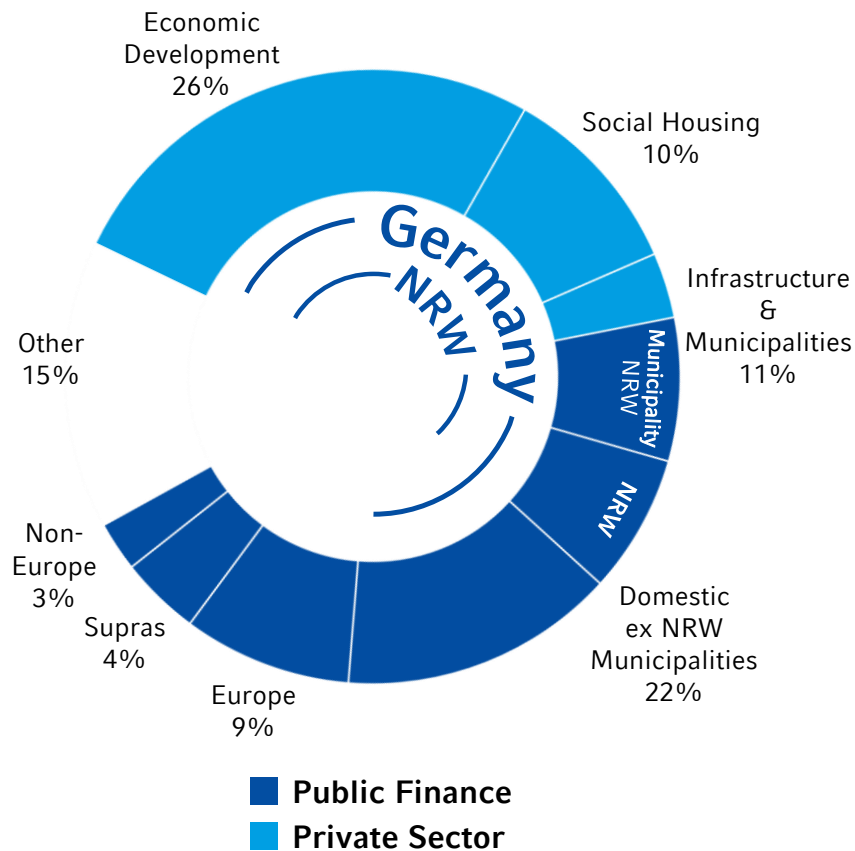
2 NRW.BANK Firmly Anchored in Executive Branch



2 Core Business Segments of NRW.BANK



2 Focus on Core Business



- Public sector and development business are dominating with over 85% of total assets
- Almost 70% are Germany related
- 54% are NRW related
- Other breakdown
 - 3/4 covered bonds or senior preferred bank bonds
 - 1/4 corporate risk

- ESG strategy within NRW
 - Exclusion criteria for loans
 - Circa 1/4 of NRW exposure is green
- ESG strategy beyond NRW
 - MSCI Screening
 - Gradual implementation of ITR concept



3 Our Added Value

Long-Term Rating

Short-Term Rating

Sustainability

Fitch
AAA s
F1+

ISS ESG

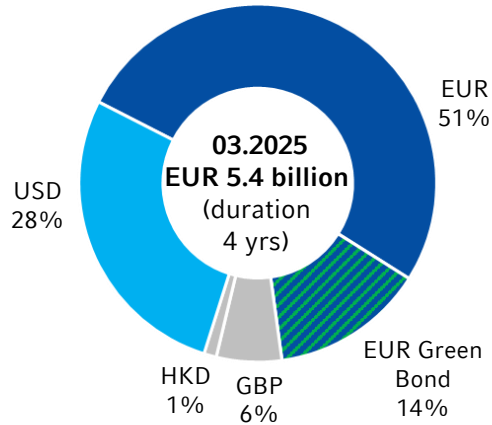
S&P
AA n
A-1+

MSCI ESG

Moody's
Aa1 s
P-1

Sustainalytics

3 Our Added Value – Funding Strategy

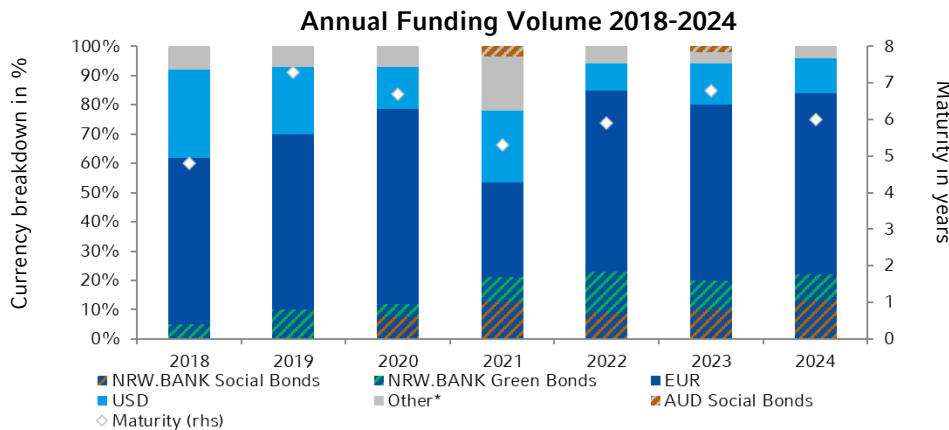


— Funding volume **target 2025**: EUR 11 - 13 billion

- Debt Issuance Programme
- SSD/NSV
- Kangaroo/Kauri
- GCP

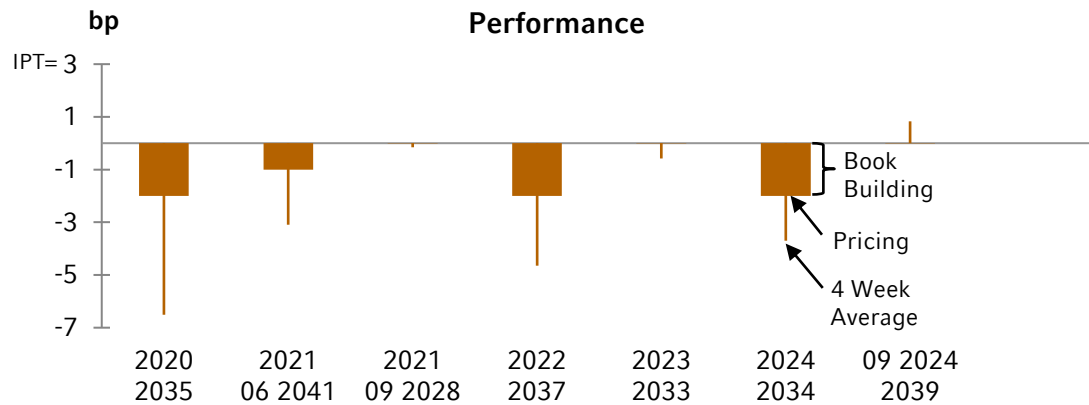
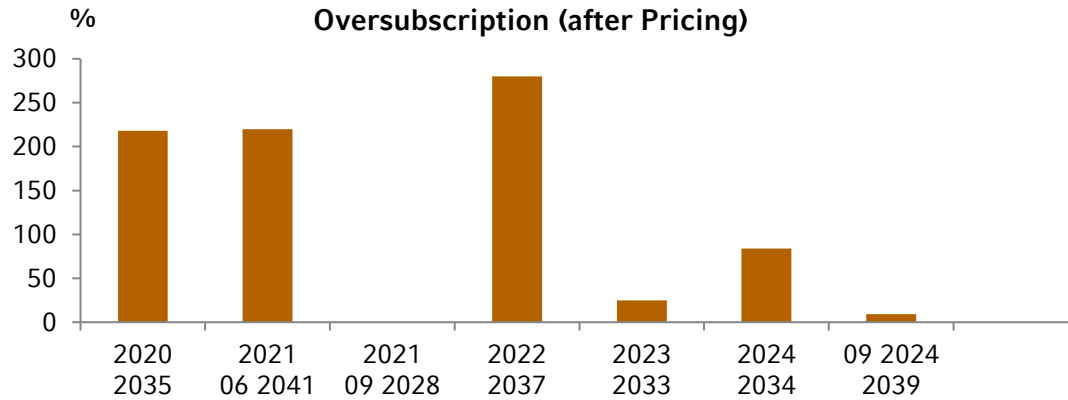
- Benchmarks (EUR, USD)
- Green Bond (EUR)
- Social Bond (EUR, AUD or other)
- GBP Benchmark

- Single/Multi Callables
- Multi-tranches



* AUD, CAD, HKD, NZD, NOK, CHF, GBP, YEN

3 NRW.BANK Social Bond Secondary Market α Performance



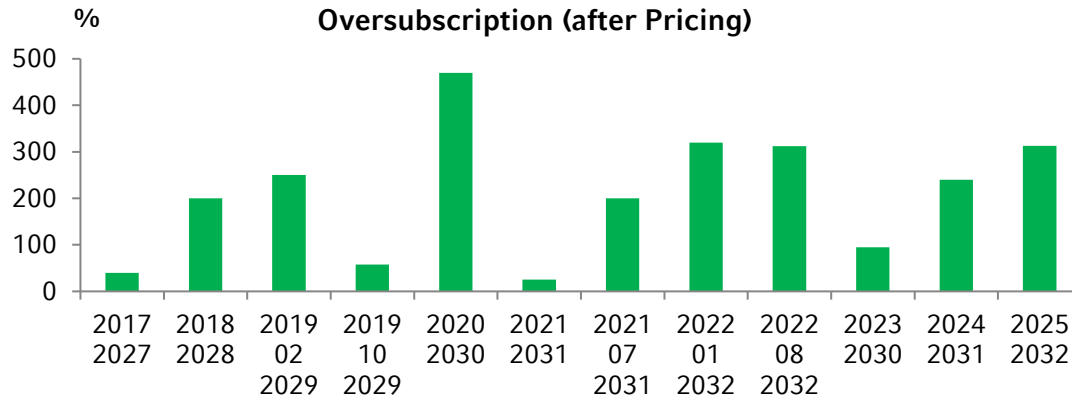
- Majority of social bonds tightened
 - Defensive pricing
 - High-grade syndicates
 - Realistic market views
 - Excellent Timing
 - Social value chain
 - Coherent concept (SBP)
 - Over subscription

- Fair balance of interest
 - Investor
 - Intermediate
 - NRW.BANK

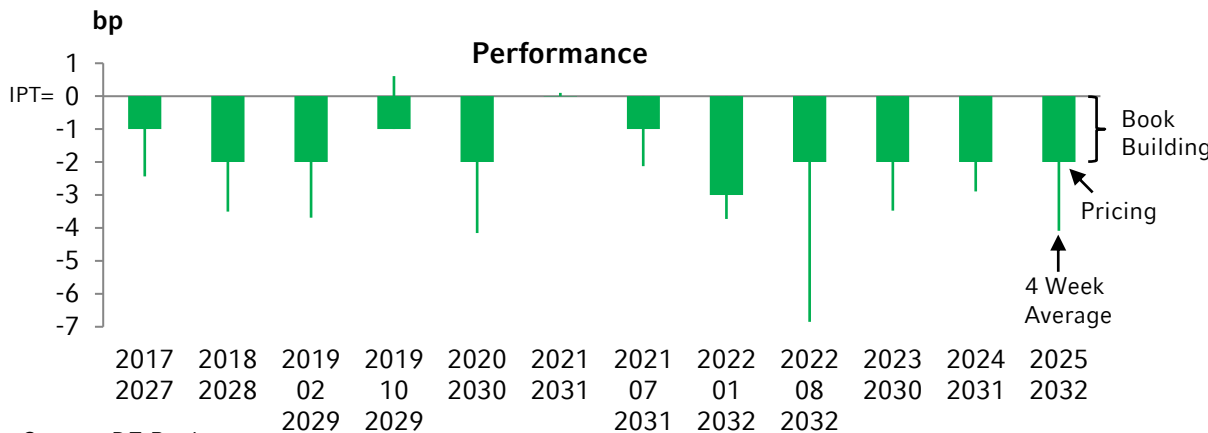
- Open mandate
 - Continuity
 - Predictability
 - Reliability
 - Confidence

Source: DZ Bank

3 NRW.BANK Green Bond Secondary Market α Performance



- Bonds tightened
- Defensive pricing
- High-grade syndicates
- Realistic market views
- Excellent Timing
- Green value chain
- Coherent concept
- Significant over subscription

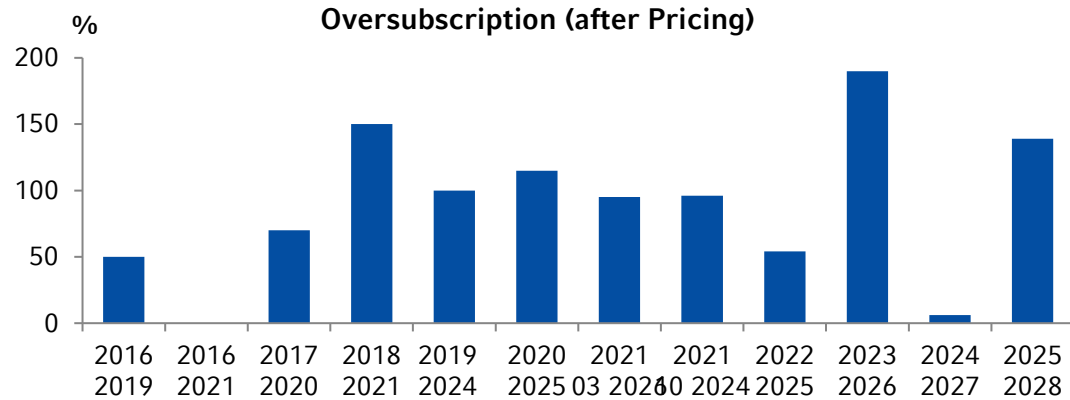


- Fair balance of interest
- Investor
- Intermediate
- NRW.BANK

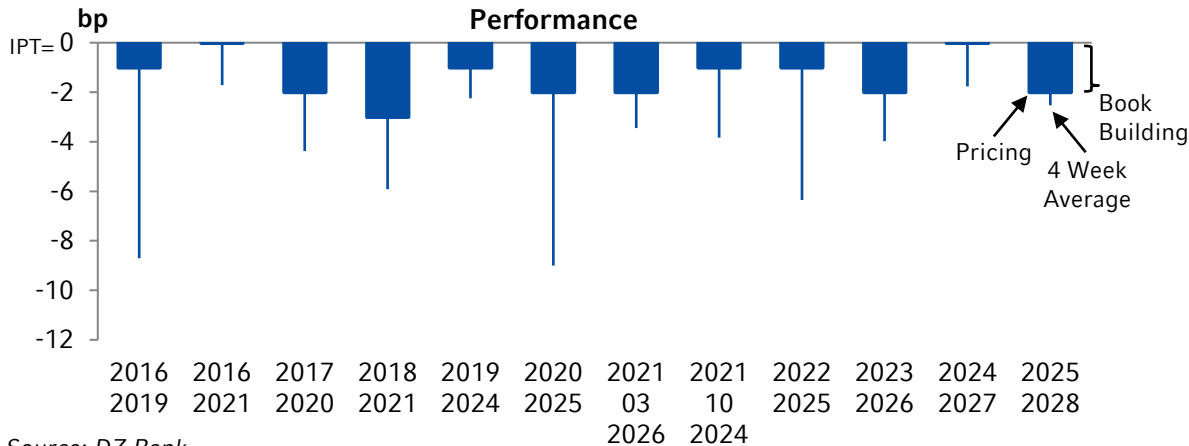
- Open mandate
- Continuity
- Predictability
- Reliability
- Confidence

Source: DZ Bank

3 NRW.BANK USD-BMK Secondary Market α Performance



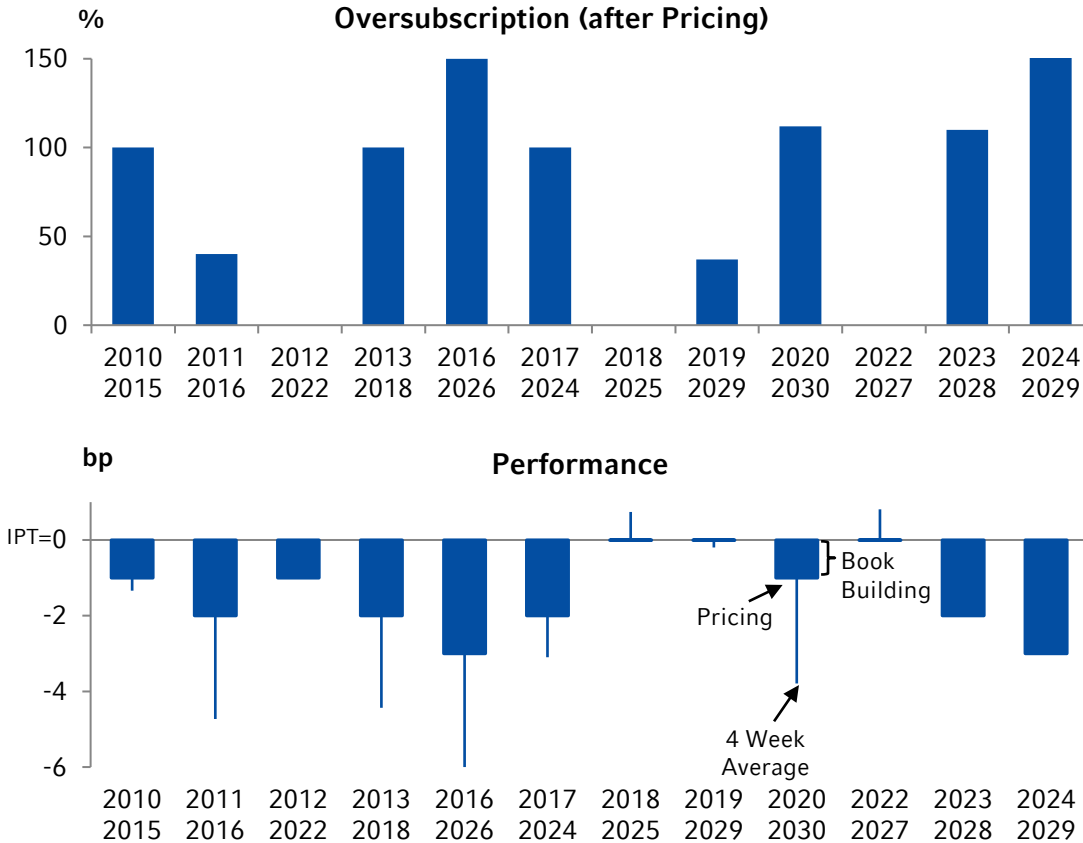
- All bonds tightened
- Defensive pricing
- High-grade syndicates
- Realistic market views
- Excellent timing
- Target group: CB/OI and treasuries
- Significant over subscription



- Fair balance of interest
- Investor
- Intermediate
- NRW.BANK
- Open mandate
- Continuity
- Predictability
- Reliability
- Confidence

Source: DZ Bank

3 NRW.BANK EUR-BMK Secondary Market α Performance



- Majority of bonds tightened
 - Defensive pricing
 - High-grade syndicates
 - Realistic market views
 - Excellent timing
 - Target group: CB/OI and treasuries

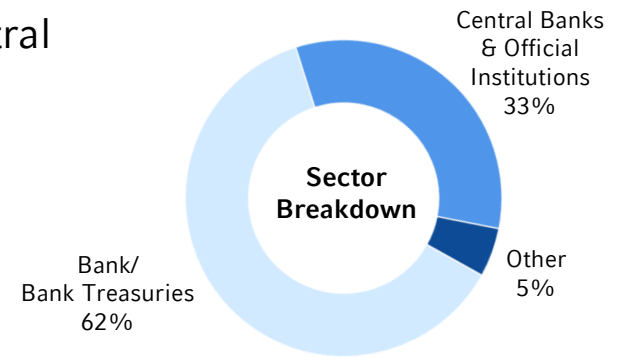
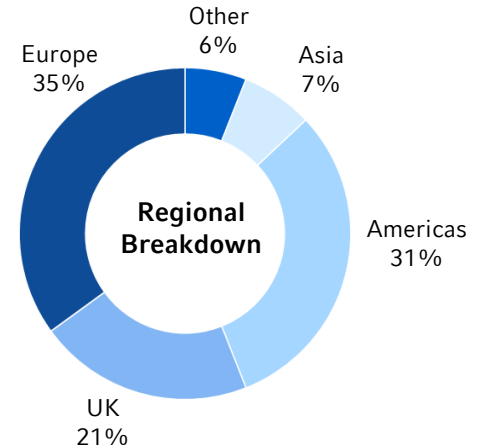
- Fair balance of interest
 - Investor
 - Intermediate
 - NRW.BANK

- Open mandate
 - Continuity
 - Predictability
 - Reliability
 - Confidence

Source: DZ Bank

3 USD Benchmark#2-2025 – due 2030

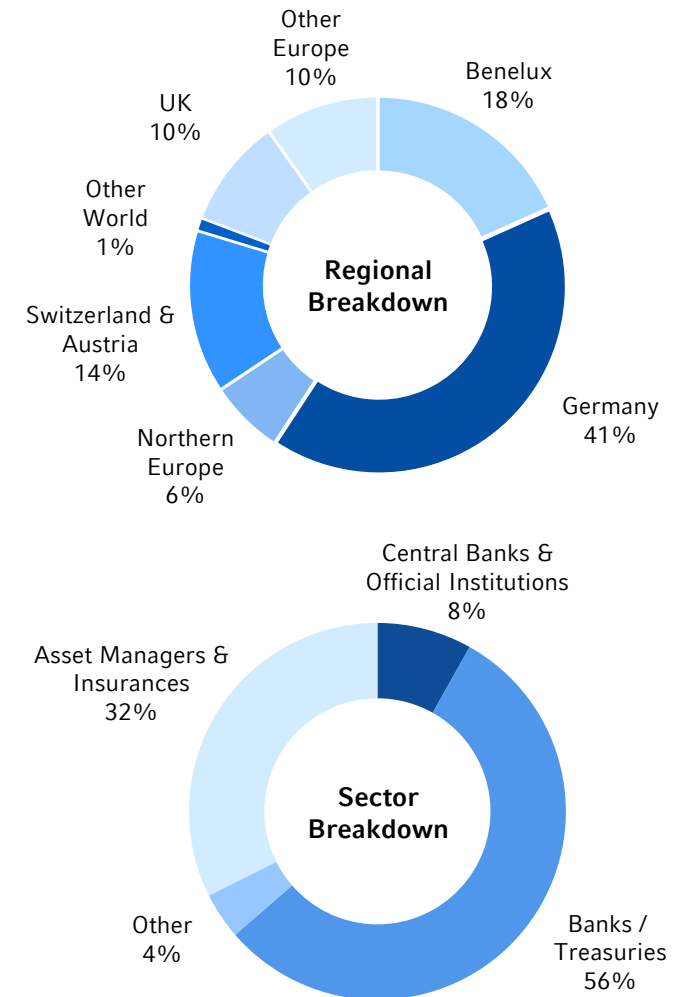
- 2nd USD Benchmark in 2025
 - Maturity: 5 years, Size: USD 1.5 billion
- Order book opened with exceptionally strong IOIs just under USD 2 billion
- Final order book size over USD 2.7 billion
- Investors showed little price sensitivity
 - SOFR Mid-swaps +46 bps (IPT +49a)
 - +17.4 bps vs T 4 03/31/30 (CT5)
- Extremely well diversified order book with high quality accounts
 - Demand was driven by bank treasuries followed by central banks and official institutions
 - Granular order book with 60 individual orders



ISIN: XS3045496026	Coupon: 4.0%
Maturity: 08.04.2030	Leads: CIBC, Citi, Daiwa CM Europe, RBC Capital Markets

3 NRW.BANK.Green Bond#1-2025 – due 2032

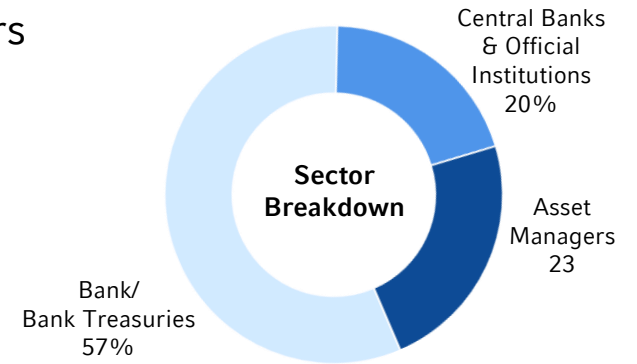
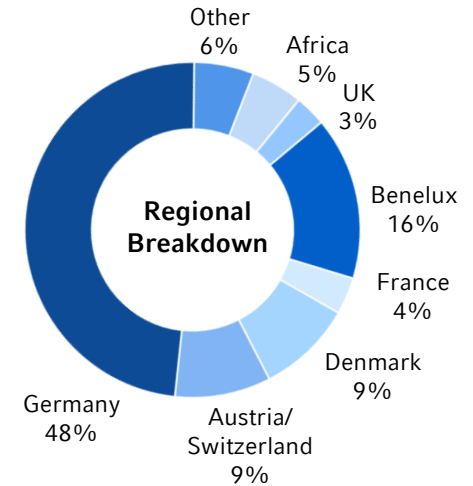
- 7 year EUR 750 million Green Bond
 - 93% mitigation: mostly green buildings, clean transportation and renewable energy
 - 7% adaptation: river restoration and flood prevention
 - Launched under Green Bond Framework 2024
 - SPO by ISS ESG: positive
- Dynamic book-building process
 - Significantly oversubscribed book
 - Final demand close to EUR 3.2 billion
 - Well diversified, high quality order book with strong ESG investor interest: almost 120 individual orders
- Pricing
 - Midswaps +33 bps (spread tightened by 2 bps)
 - +39.2 bps vs DBR 0 02/32



ISIN: DE000NWB0AY4	Coupon: 2.500%
Maturity: 13.02.2032	Leads: DZ BANK, LBBW, NatWest, UniCredit

3 EUR Benchmark#1-2024 – due 2029

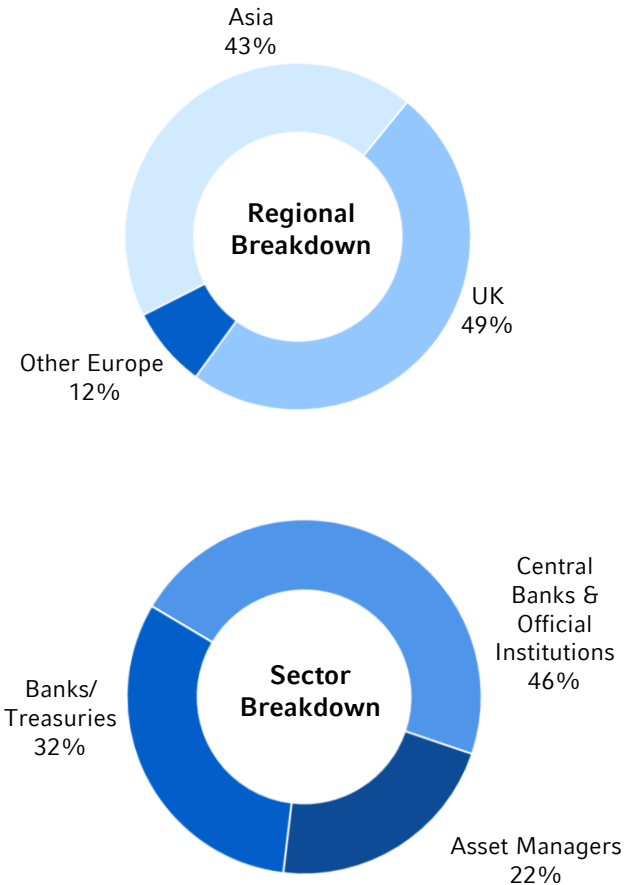
- Maturity: 5 years, Size: EUR 1 billion
- Significant momentum from the outset
 - books closed with a total order volume of EUR 3 billion
- Investors showed little price sensitivity
 - Mid-swaps +8 bps (IPTs +11 bps)
 - +51.2 bps vs OBL 2.1% 04/29 #189
- Extremely well diversified with high quality accounts
 - order book was driven by banks, followed by central banks and official institutions
 - significant interest from domestic and European investors
 - granular order book with 74 individual orders



ISIN: DE000NWB9122	Coupon: 2.625%
Maturity: 06.02.2029	Leads: DekaBank, Deutsche Bank Goldman Sachs BE SE, HSBC

3 GBP Benchmark 2024 – due 2028


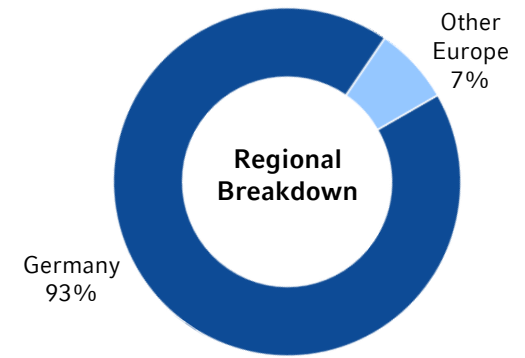
- NRW.BANK returns to the Sterling market with a
 - 4.5 year, GBP 300 million transaction
- Intraday transaction
- Demand was steady from the outset and throughout the book-building process
- Low price sensitivity
 - SONIA +30 bps
 - UKT 1 5/8 10/22/28 (MID) +33.1bps
- Strong bids from the UK and Asia from high quality accounts
- Order book was well diversified
 - demand from central banks, official institutions and bank treasuries was especially high



ISIN: XS2796662323	Coupon: 4.125%
Maturity: 20.10.2028	Leads: Barclays, BofA Securities, NatWest Markets

3 NRW.BANK.Social Bond#2-2024 – due 2039

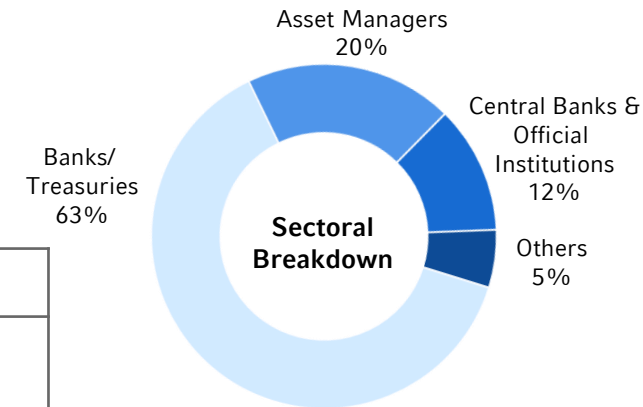
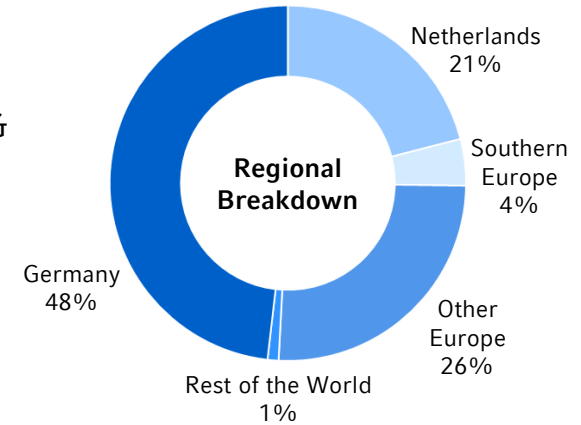
- Volume: EUR 500 million; long-dated bond met with strong demand in a difficult market environment
 - Complies with ICMA SBP
 - Focus on: affordable home ownership, SME financing, education, care homes & healthcare, disaster management, economically disadvantaged municipalities
 - Significant contribution to UN SDGs: 1, 3, 4, 5, 8, 10
 - SPO by ISS ESG: positive
- Demand was steady from the outset and throughout the book-building process
- Order book driven by exceptionally strong domestic and European demand from high quality accounts
- Pricing
 - Midswaps +43bps
 - +53.3bps vs DBR 4.25 07/04/39



ISIN: DE000NWB0AX6	Coupon: 2.875%
Maturity: 26.09.2039	Leads: Deutsche Bank, Helaba, J.P. Morgan, NatWest Markets

3 NRW.BANK.Social Bond#1-2024 – due 2034

- Volume: EUR 1 bn – met with strong demand in a volatile market
 - Complies with ICMA SBP
 - Focus on: affordable home ownership, SME financing, education, care homes & healthcare, disaster management, economically disadvantaged municipalities
 - Significant contribution to UN SDGs: 1, 3, 4, 5, 8, 10
 - SPO by ISS ESG: positive
- Well diversified order book driven by strong domestic demand and high quality accounts
 - Book closed after only 2.5 hours
 - EUR 1.84 billion
 - 71 orders
- Investors showed little price sensitivity
 - Midswaps +22 bps; spread tightened by 2 bps
 - +48.5 vs DBR 2.6 08/15/34



ISIN: DE000NWB0AW8	Coupon: 2.875%
Maturity: 25.07.2034	Leads: Barclays, BofA Securities, DekaBank, J.P. Morgan



Appendix

Long-Term Rating

Short-Term Rating

Sustainability

Fitch
AAA s
F1+

ISS ESG

S&P
AA n
A-1+

MSCI ESG

Moody's
Aa1 s
P-1

Sustainalytics

Appendix – NRW.BANK Green & Social Bonds

— NRW.BANK Green Bonds

- Since 2013
- Use of Proceeds bond
 - Mitigation & Adaptation
 - Biodiversity
 - Water & Marine
- Mostly EU Taxonomy (SC) aligned
- ICMA GBP compliant
- External review (SPO -> ISS ESG)
- Impact measured and reported (WI)
 - CO₂ savings
- Framework updated in 2024
- Look back period of 12 months
- Bond-to-bond
- Static asset pool
- EUR denominated

— NRW.BANK Social Bonds

- Since 2020
- Use of Proceeds bond
 - Targeted population
 - Vulnerable groups
 - General public
- ICMA SBP compliant
- External review (SPO -> ISS ESG)
- Impact measured and reported (WI)
 - Theory of change
- Framework updated in 2022
- Look back period of 36 months
- Pool-to-bond
- (partly) dynamic asset pool
- EUR and AUD denominated
- 2024 Framework update in process

Appendix – Refinancing Guarantee for NRW.BANK



Finanzministerium des Landes Nordrhein-Westfalen

Finanzministerium NRW · 40190 Düsseldorf
NRW.BANK
Vorstand
Heerter Lohweg 35
D-40549 Düsseldorf

40190 Düsseldorf
Telefon
(02 11) 49 72-0
Durchwahl
(02 11) 49 72-2583
Telefax
(02 11) 49 72-2652
E-Mail
gerhard.heiligenberg@fm.nrw.de
Datum
01.03.2005

Aktenzeichen bei Antwort bitte angeben
J 1002 - 265 - IV 3

Refinancing Guarantee for NRW.BANK


Dear Sirs,

The Ministry of Finance of the State of North Rhine-Westphalia, acting through its legal department, confirms the effect of the statutory refinancing guarantee for NRW.BANK as set out below.

Article 1, Section 4 paragraph 3, sentence 3 of the "Act on the Reorganisation of Landesbank Nordrhein-Westfalen into the Development Bank of the State of North Rhine-Westphalia" dated 16 March 2004 NRW.BANK (formerly: Landesbank Nordrhein-Westfalen) provides for an explicit refinancing guarantee for certain debts of NRW.BANK. Guarantors are the State of North Rhine-Westphalia, the Local Association of Westphalia-Lippe and the Local Association of the Rhineland (the "Guarantors"). The Guarantors are jointly and severally liable for loans raised by, bonds issued by and money borrowed by NRW.BANK as well as all fixed financial forward contracts and options entered into with NRW.BANK (hereinafter "Transactions"). The refinancing guarantee is explicit, unconditional, irrevocable and for an unlimited period. Accordingly, each cash flow, including principal and interest rate payable from a NRW.BANK bond benefits from the guarantee until its final maturity. The guarantee is payable upon first demand. Thus, a timeliness of payment is warranted.

This statutory refinancing guarantee can be revoked, restricted or amended by Act of Parliament of the State of North Rhine-Westphalia only. Any revocation, restriction or amendment would, however, only apply to future Transactions, entered into with NRW.BANK after the enactment of the law. Accordingly, each Transaction entered into with NRW.BANK before the enactment of the law is covered by the state guarantee until its final maturity.

On behalf of the Ministry of Finance of the State of North Rhine-Westphalia


Gerhard Heiligenberg
Legal Counsel



Beiglaubigt

Angestellte

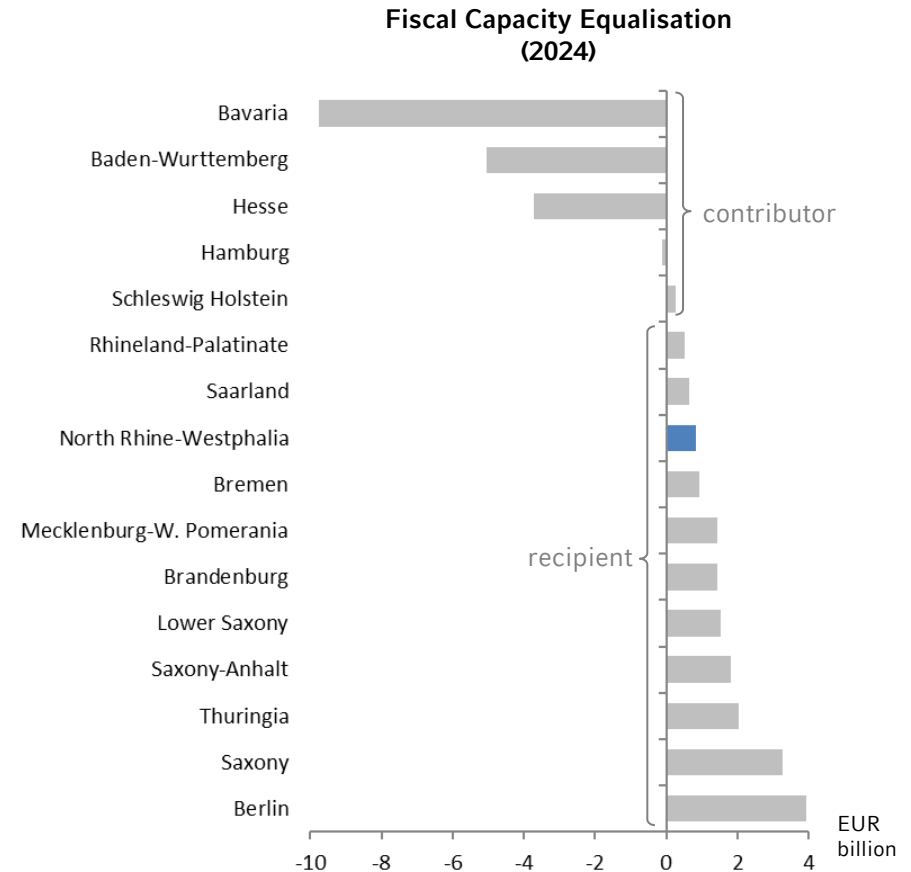
Appendix – Tasks Pursuant to the NRW.BANK Act (29.12.2023)

Section 3(2) in order to fulfil its mandate, NRW.BANK operates in the following development areas:

- SMEs and business start-ups
- Social housing promotion, housing industry and home ownership
- Provision of risk capital
- Development of cities and municipalities
- Infrastructure
- Agriculture and forestry, rural areas
- Environmental and climate protection, climate adaptation
- Technology, innovation and digitalization
- Social affairs
- Education, culture, sport and science
- Internationally agreed development programmes

Appendix – Federal Revenue Allocation 2020 et seq

- Recalibrated system to equalise Länder finances will go into effect January 1st 2020
- Principle of solidarity remains strong and unchanged
- Agreement reached on 14.10.2016:
 - Fiscal Capacity Equalisation (FCE) instead of:
 - Inter-State payments
 - Horizontal flows
 - FCE via VAT revenues
 - Larger contribution by the Bund: EUR 10.2 billion p.a.
 - ➔ North Rhine-Westphalia receives: EUR 1.5 billion p.a.
 - Bund solely responsible for the German “Autobahn” network
 - Stability council strengthened



Appendix – The Many Facets of the German Federal System

- Taxes – shared taxes dominate
 - 70% of total tax receipts are derived from shared taxes (i.e. income tax, withholding tax, sales tax, corporate tax)
 - The Länder are responsible for imposing and collecting the general taxes
- The constitution – Chapter II defines the relationship between the Bund and Länder
 - The Federal Republic is a federal state (Art. 20)
 - Federal law has precedence over State (Länder) law (Art. 31)
 - The Länder's constitution should not conflict with that of the Federal Republic (Art. 28)
 - Federal authority over the Länder used by the Federal government to discipline the Länder (Art. 37)
- Legislative – The lower house and the upper house form a bicameral parliament
 - Both chambers have the right to introduce bills (Art. 76)
 - Approximately 40% of federal legislation require consent to become law
 - All laws that affect the Länder budget require their assent

Appendix – The Many Facets of the German Federal System

- Historical perspective – The Länder form the Bund
 - The Länder were established between 19.09.1945 and 21.01.1947
North Rhine-Westphalia was established on 18.05.1946
 - With the enactment of the German constitution on the 23.05.1949 the West German Länder created the German Federation; Saarland joined on 01.01.1957
 - The East German Länder joined the Federation on 03.10.1990
- D-Mark – the legal tender
 - The Deutsche Mark was introduced on 21.06.1948 by the Bank deutscher Länder (BdL)
 - Central bank system with 2 levels; autonomous Länder central banks hold the BdL's capital
 - From 26.07.1957 one issuer: Deutsche Bundesbank
 - Implementation of, as in the constitution defined (Art. 73) division of power → The Länder central banks are converted into regional branches



Appendix – The Many Facets of the German Federal System

- Principle of subsidiarity as a core philosophy – it asserts the rights of the parts over the whole in that higher levels of government are only allowed to legislate in areas where the lower levels would be ineffective (Art. 72)
 - The Bund is therefore responsible for all powers that are in the common interest and of common use of the whole (defence, freedom, currency and money, postal and telecommunication services, infrastructure, social security) as defined in Art. 73
 - The Länder are allotted as listed in Art. 74 all tasks that are more appropriately handled at a regional level (culture, education, inner security, regional infrastructure)
- The principle of subsidiarity
 - Allows for regional solutions
 - Respects historical differences
 - Encourages competition between regions
 - Is citizen-oriented
 - Avoids an inefficient centralised administration

Appendix – Rating Agencies on German Public Sector

- **Fitch**

Fitch considers that the system under which the Länder operate carries an AAA risk, and has therefore assigned (implicitly) an AAA rating to each of the German Länder. Länder risk is equalized throughout the country and is similar to the sovereign rating. Fitch justifies its reasoning mainly on the basis of the historical structure of German federalism, provisions in the Constitution including the Bundestreuekonzept (solidarity principle). In the Fitch world the weakest rating for a German Land is a AAA.

- **Moody's**

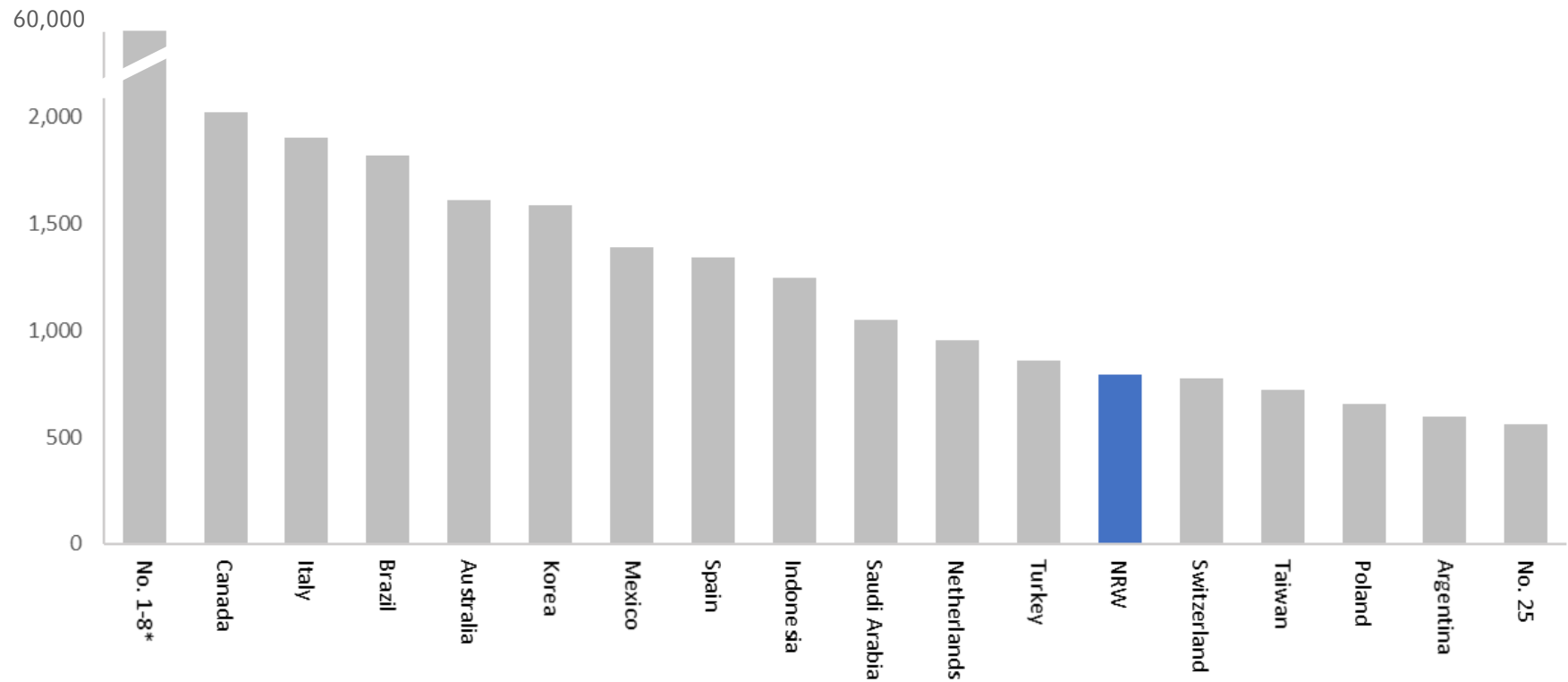
Moody's looks at the Bundestreuekonzept (solidarity principle) and federal revenue equalisation scheme and uses it as a kind of floor. No German Federal State is rated below Aa1 – one notches below the federal level to underpin Länder ratings.

- **Standard & Poor's**

S&P ratings differentiate between states. First, S&P looks at the Bundestreuekonzept (solidarity principle), but does not use it as an (implicit) floor to underpin Länder ratings. Then S&P assesses the Länder budget balances. S&P Ratings for German Länder fluctuates between AAA and AA.

Appendix – NRW: within the Top 20

2022: GDP in EUR billions and Current Prices



Source: IMF 2023 World Economic Outlook Database

* United States, China, Japan, Germany, India, United Kingdom, France, Russia

Appendix – Summary of 2024 Annual Report

- Total assets rose slightly to EUR 161.8 billion (EUR 161.3 billion)
 - Gross new promotion business: EUR 11.4 billion (EUR 11.8 billion)
- Net interest fell to EUR 666.5 million (EUR 817.2 million) due to:
 - strong increase in the “Förderleistung”
 - higher refinancing expenses
 - declining dividend income from equity investments
- Net commission income decreased to EUR 69.1 million (EUR 74.8 million)
- Overall expenses were EUR -359.0 million (EUR -306.0 million)
- Other operating result sharply improves to EUR -81.6 million (EUR -17.1 million)
 - Interest-related personnel obligations fell to EUR -9.8 million (EUR -15.5 million)
 - Higher pension expenses
- Allowance reserves EUR 225.3 million (EUR 481.0 million)
 - Fund for general banking risks: EUR 184.2 million (EUR 321.9 million)
 - Thereof promotional funds: EUR 95.0 million (EUR 150.0 million)
- Exceptionally low NPL ratio
- Cost income ratio: 40.7% (32.5%)

Total Capital Ratio: 42.6%	CET1: 42.5%	SREP: 9.5%
LCR: 520%	Leverage Ratio: 18.9%	Net Stable Funding Ratio: 118%

Appendix – 2024 Short-Form Balance Sheet, Income Statement

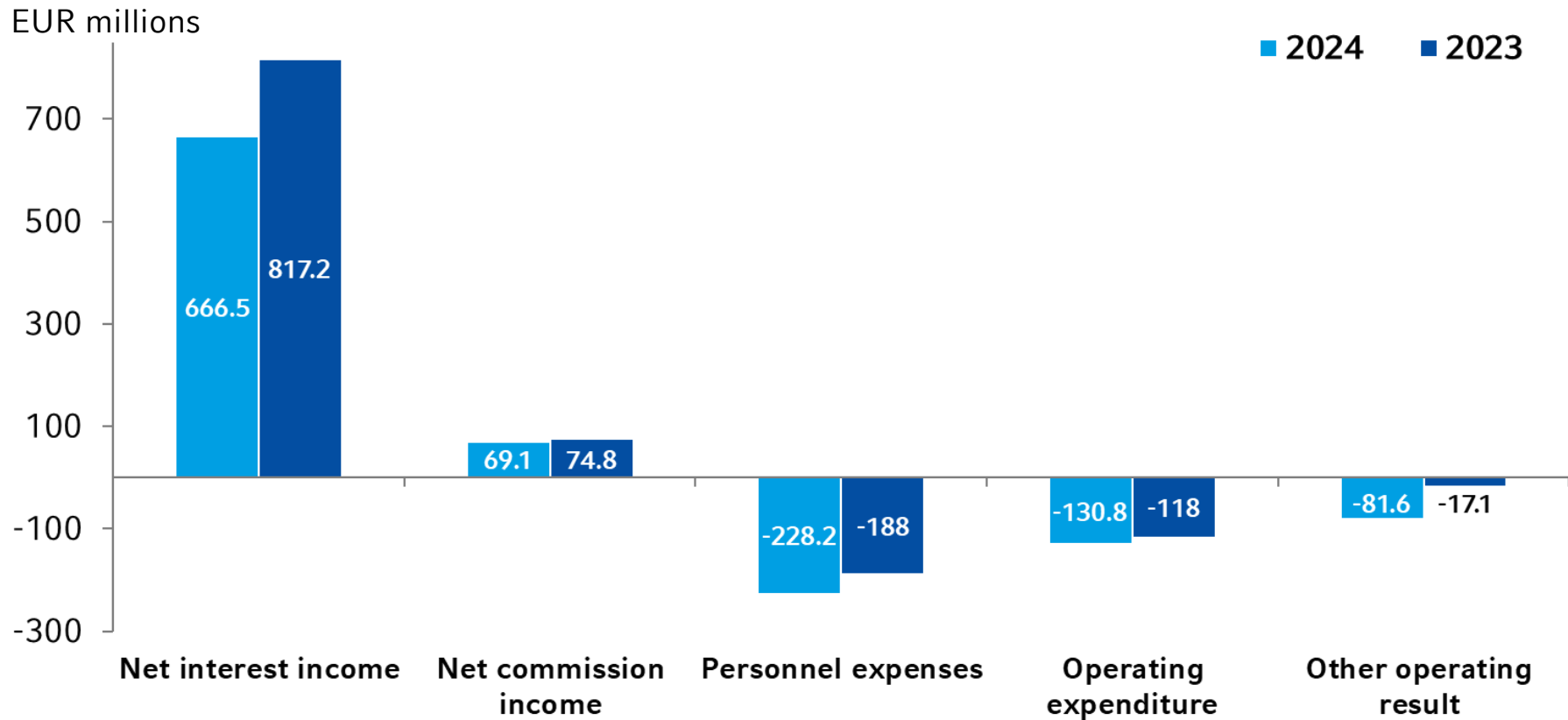
	31.12.2024	31.12.2023	Changes
Assets	€ billions	€ billions	€ billions
Receivables from banks	52.6	56.2	-3.6
Receivables from customers	59.4	58.9	0.5
Bonds and other interest-bearing securities	42.7	40.0	2.7
Investments	2.5	2.5	0.0
Other assets	4.6	3.7	0.9
Total assets	161.8	161.3	0.5

	31.12.2024	31.12.2023	Changes
Liabilities	€ billions	€ billions	€ billions
Liabilities to banks	38.1	38.4	-0.3
Liabilities to customers	14.2	13.5	0.7
Certificated liabilities	81.3	80.6	0.7
Provisions	3.5	3.4	0.1
Subordinated liabilities	1.0	1.2	-0.2
Fund for general banking risks	2.1	2.0	0.1
Equity capital	17.7	18.0	-0.3
Other liabilities	3.9	4.2	-0.3
Total liabilities	161.8	161.3	0.5
Contingent liabilities	14.1	14.0	0.1
Other commitments	8.7	8.1	0.6

Income Statement in € millions Jan. – Dec.	2024	2023	Changes	
			in € millions	in %
Net interest income	666.5	817.2	-150.7	-18.4
Net commission income	69.1	74.8	-5.7	-7.6
Net result from trading operations	0.1	-0.5	0.6	120.0
Personnel expenses	-228.2	-188.0	40.2	21.4
Operating expenditure	-130.8	-118.0	12.8	10.8
Other operating result	-81.6	-17.1	-64.5	-377.2
Operating income before risk provisions	295.1	568.4	-273.3	-48.1
Risk provisions/revaluation adjustments	-290.6	-559.4	-268.8	-48.1
Thereof: allocation to fund for general banking risks (Section 340g)	-184.2	-321.9	-137.7	-42.8
Thereof: allocation to promotional fund	-95.0	-150.0	-55.0	-36.7
Income taxes (affiliated companies)	0.2	-4.4	4.6	106.8
Designated pay out due to legal requirements (redemption to Bund)	-4.7	-4.6	-0.1	2.2
Profit for the year	0.0	0.0	0.0	0.0

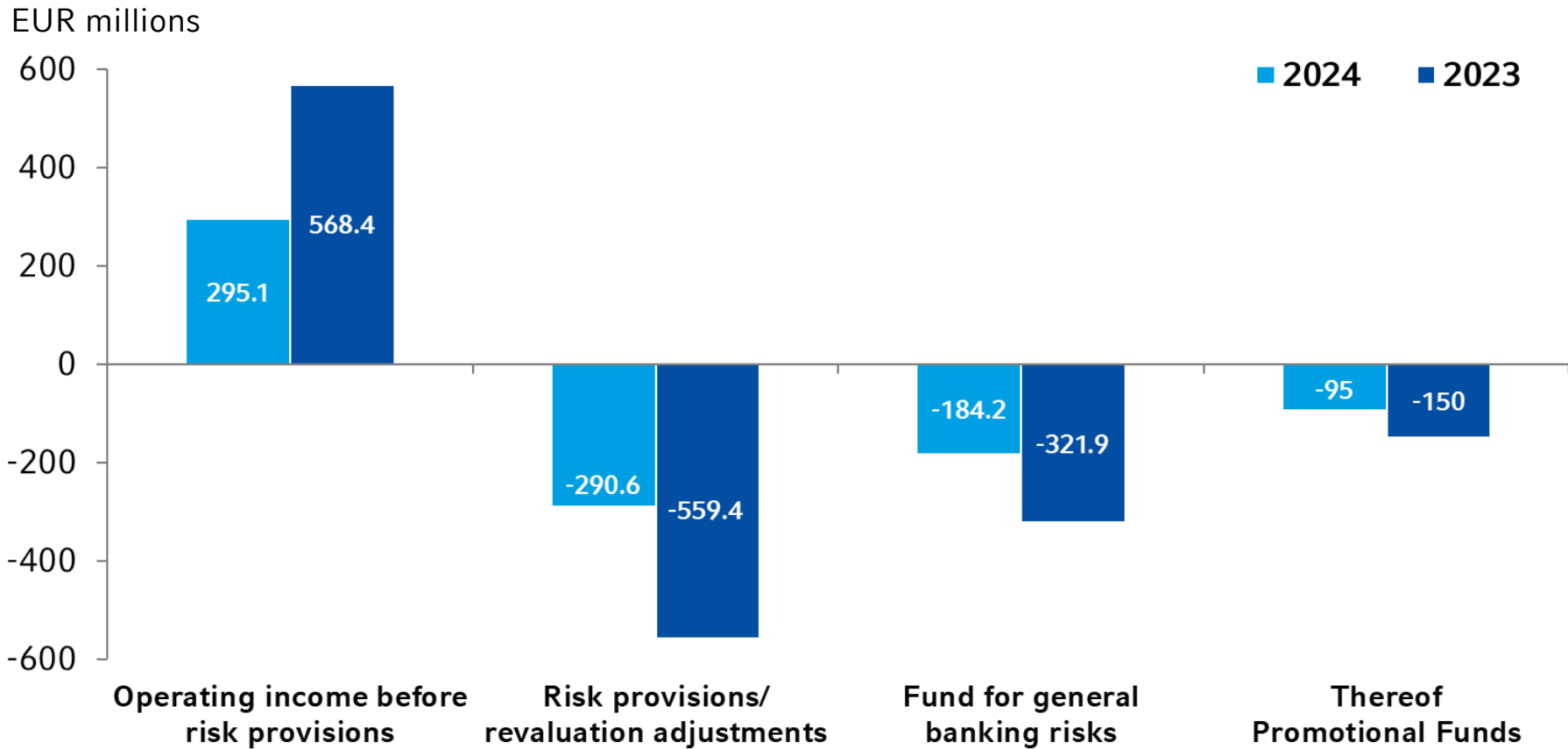
Appendix – Income Statement

(Period January 1st - December 31st)



Appendix – Income Statement

(Period January 1st - December 31st)



Appendix – 2023 Short-Form Balance Sheet, Income Statement

Assets	31.12.2023 € billions	31.12.2022 € billions	Changes € billions
Cash	0.2	0.2	0.0
Receivables from banks	56.2	56.2	0.0
Receivables from customers	58.9	58.6	0.3
Bonds and other interest-bearing securities	40.0	38.8	1.2
Investments	2.5	2.5	0.0
Other assets	3.5	3.6	-0.1
Total assets	161.3	159.9	1.4

Liabilities	31.12.2023 € billions	31.12.2022 € billions	Changes € billions
Liabilities to banks	38.4	39.9	-1.5
Liabilities to customers	13.5	10.0	3.5
Certificated liabilities	80.6	81.7	-1.1
Provisions	3.4	3.4	0.0
Subordinated liabilities	1.2	1.4	-0.2
Fund for general banking risks	2.0	1.1	0.9
Equity capital	18.0	18.0	0.0
Other liabilities	4.2	4.4	-0.2
Total liabilities	161.3	159.9	1.4
Contingent liabilities	14.0	14.9	-0.9
Other commitments	8.1	8.4	-0.3

Income Statement in € millions Jan. – Dec.	2023	2022	Changes	
			in € millions	in %
Net interest income	817.2	658.6	-158.6	24.1
Net commission income	74.8	82.3	-7.5	-9.1
Net result from trading operations	-0.5	0.4	-0.9	-255.0
Personnel expenses	-188.0	-185.4	2.6	1.4
Operating expenditure	-118.0	-114.1	3.9	3.0
Other operating result	-17.1	-107.9	90.8	84.2
Operating income before risk provisions	568.4	333.9	234.5	70.2
Risk provisions/revaluation adjustments	-559.4	-316.9	-242.5	76.5
Thereof: allocation to fund for general banking risks (Section 340g)	-322.0	-100.0	-222.0	222.0
Thereof: allocation to promotional fund	-150.0	0.0	-150.0	
Income taxes (affiliated companies)	-4.4	-11.4	7.0	-61.4
Designated pay out due to legal requirements (redemption to Bund)	-4.6	-5.5	0.9	16.9
Profit for the year	0.0	0.0	0.0	0.0

Appendix – NRW.BANK Programmes



Debt Issuance Programme

BNP PARIBAS

BARCLAYS
BNP PARIBAS
BofA SECURITIES
CITIGROUP
COMMERZBANK
CRÉDIT AGRICOLE CIB
DAIWA CAPITAL
MARKETS EUROPE

DEUTSCHE BANK

DEKABANK
DEUTSCHE BANK
DZ BANK AG
HSBC
J.P.MORGAN
LANDESBANK
BADEN-WÜRTTEMBERG

MORGAN STANLEY
NATWEST MARKETS
NRW.BANK
RBC CAPITAL
MARKETS
TD SECURITIES
UNICREDIT BANK



EUR 35,000,000,000 Global Commercial Paper Programme

ECP Dealers

Barclays
BofA Securities
BRED
Citigroup
Crédit Agricole CIB
ING

J.P. Morgan
Natwest Markets
NRW.BANK
Rabobank
UBS Investment Bank


USCP Dealers

Barclays
BofA Securities
Citigroup
J.P.Morgan

Appendix – Liabilities by Currency

Volume	Coupon	Maturity	Duration
GBP 355 million	4.125%	20 October 2028	4.5 years
AUD 125 million	2%	23 April 2031	10 years
CHF 100 million	1.6275%	27 July 2028	5 years
AUD 180 million	3.5%	8 May 2028	10.5 years
USD 500 million	FRN	2 December 2027	3 years
AUD 50 million	2.7%	27 January 2027	10.5 years
GBP 425 million	0.5%	18 December 2026	5.7 years
NOK 1 billion	2.975%	4 November 2026	4.5 years
GBP 300 million	5.375%	22 July 2026	3 years
AUD 300 million	4.5%	19 June 2026	3 years
AUD 600 million	1.05%	31 March 2026	5 years
GBP 1 billion	0.5%	15 December 2025	4.4 years
NOK 1 billion	0.69%	01 September 2025	5 years
USD 500 million	4.5%	9 June 2025	2 years

Appendix – NRW.BANK's Relationship to Banks



Contacts



Michael Nessler

Capital Markets
+49 211 91741 7802
michael.nessler@nrwbank.de



Christian Hardt

IR, ESG & Credit Research
+49 211 91741 6796
christian.hardt@nrwbank.de

Bloomberg NRWB#10 <GO> • Reuters NRWB10
NRW.BANK • Capital Markets • Kavalleriestrasse 22 • 40213 Duesseldorf
www.nrwbank.de

Disclaimer

- The information contained in this presentation has been thoroughly researched. Nevertheless, it does not claim to be complete and the information contained therein may be subject to changes. We shall not be liable for any information provided herein.
- The presentation constitutes neither an offer nor an invitation to buy securities. It must not be viewed as personal or general advice on the basis of which investment decisions can be made.